



 BALANCE
502

Carbon Core
and VersaDrive Carbon Core


Performance and Comfort... Sustainably Driven

INNOVATION KEEPS ON COMING

We've supercharged performance voyaging with the new 502.

These two new Balance editions are longer, leaner, and faster than our previous models and capable of carrying additional cruising payloads while still sailing at exceptional speeds. And that's just the start.

That boost to payload capacity means that even if you opt not to add the full VersaDrive hybrid propulsion package but wish to carry more solar, a larger lithium battery bank, or a heavier tender and outboard instead you can do so and sail even faster yet.



At Balance we have always valued innovation in design seeing it as critical to driving change in an industry that tends to look backward. Phil Berman, Balance founder and president, and Anton du Toit and the design leaders at Du Toit Yacht Design have been at the design boards for almost a year to create these new models.

But of course, all the great things you love about Balance designs remain – the VersaHelm, our all-glass windows, our handmade cabinets, our striking interior design, and the superb ergonomics of

moving about our catamarans, outside and inside.

Because great design and manufacturing does not come quickly, these new models will start to launch in the summer and fall of 2025. Consider that the new 502 takes approximately 40,000 labor hours to handcraft. Anyone who steps aboard our Balance Catamarans sees the difference immediately. And these new models build on that tradition of excellence in both sailing performance and sustainability.

WHAT'S NEW IN BRIEF

HULLS

Her sleek new hulls and window lines are crisp and contemporary yet classically Balance in their timeless appeal.

CARBON

Her hulls and decks are vacuum-bag laminated over a closed-cell foam core using 100% vinylester resin. With the newly added Carbon Core enhancements, her entire substructure, including full carbon bulkheads, cabin soles, rudders, daggerboards, partition panels, and daggerboard trunks, have been upgraded. This significantly ups the ante on quality, stiffness, and overall performance.

VERSASTERN

Balance's newest innovation is the VersaStern. While at sea or anchor, you can fully secure your aft cockpit in a matter of seconds simply by lifting and attaching your VersaStern door. When you need to dock, or simply wish to leave your stern steps open, you just drop the door over your engine hatch. No need for washboards or stern screens to stop waves from coming into

the cockpit. And now, you can instantly close off your sterns when kids or animals are onboard for added safety.

HANDCRAFTED STORAGE

The 502 carries the highest volume of real wood, hand-made cabinetry in her class and the most significant deck and cockpit storage space of any performance catamaran on the market today.

TOP-END SAILING

The 502's innovative newly designed high-performance-oriented forebeam, crossbeam and longeron, combined with a taller mast, enabled Balance to increase her J-measurement substantially, supercharging both her light air and top-end sailing performance.





DETAILS, DETAILS

A newly designed coach top carries molded airflow solar cavities and built in handholds, her stern ladder now deploys inside the transoms, she carries our clever galley dish storage and drying rack, and the master bath vanity and toilet spaces have been expanded and improved.

BIGGER DOORS

The newly designed salon entrance door is wider, carries increased ventilation, and opens even wider than on all our previous models.

BETTER VENTILATION

We increased forward cabin ventilation with innovative new custom opening ports you can leave open at anchor, even when it's raining.

VISIBILITY BOOST

Additionally, we removed the central mullion post in her salon to increase her forward visibility even more and designed larger ventilation hatches and a bigger wind-catching salon roof hatch.

CONTEMPORARY DESIGN

Her new Italian-inspired interior design offers frameless cabinets, a lounge-style salon with a convertible table, and a new nav station that can double as an office with a hide-away charging station.



So, what does it mean to be in balance, to stay in balance?

We think it's finding the perfect place where our needs and desires are met in just the right measure. The all-new Balance 502 delivers that right measure with her balance of propulsion options, superb sailing performance, fine design, uncompromising quality and exceptional comfort.

Everything we've learned from our customers over the past decade has gone into the intelligent design of this stunning new model.





"This is one very, very fast catamaran
laden or empty...a sort of BMW M series
for the open seas." – Multihulls World, 2019

SHE'S DESIGNED FOR
CRUISERS UNWILLING
TO SACRIFICE SPEED

Perfect balance is achieved only when all competing elements work in harmony. This is Balance Catamarans' design philosophy.

It is a never-ending drive for perfect balance. With Balance Catamarans, every design and building element – down to the smallest detail – takes into consideration how it interacts with every other element.

SUPERB SAILING PERFORMANCE



Overall Length

15.25 m / 50.03 ft

Waterline Length

15.25 m / 50.03 ft

Beam Overall

7.90 m / 25.92 ft

Main Sail

95.63 m2 / 1,029.4 ft2

Working Self-Tacking Jib

39.31 m2 / 423 ft2

Sail Area (100% Foretriangle)

143.5 m2 / 1,544 ft2

Asymmetric Spinnaker

217.9 m2 / 2,345 ft2

Screacher/Reacher

CODE D – 89.55m2 / 963.37 ft2

Draft (Boards Down)

2.27 m / 7.46 ft

Draft (Boards Up)

1.16 m / 3.81 ft2

Air Draft/Mast Clearance

22.40 m / 73.49 ft2

Displacement (Cruise Equipped Launch Weight)*
From 12,800kg / 28,219 lbs to

14,000 kg / 30,864 lbs

Underwing Clearance**

From 932 mm / 36.7 inches
to 827 mm/ 32.6 inches

Fuel Capacity

2 x 400 ltrs / 2 x 106 gals

Fresh Water Capacity

2 x 390 ltrs / 2 x 103 gals

Black Water Capacity

2 x 61 ltrs / 2 x 16 gals


Co-Designers

Phillip Berman & Du Toit Yacht Design

Please note that, based on component availability and other factors, specifications are subject to change without notice.

*The weight of each yacht we build varies based on her interior fit-out, materials chosen, hardware and added equipment. All our catamarans are designed for best-in-class weight and sailing performance, without compromising strength or quality. The weight ranges we provide are for fully equipped cruising catamarans, or "launch weight."

**Underwing clearance will vary based on the final fit out of the yacht together with what is stored on her, the amount of fuel and water she carries, and the number of passengers onboard.



SAIL MORE. MOTOR LESS.

With her powerful, turbo-charged 143.5 m² / 1,544 ft² sail-plan and carbon reinforced foam core hulls it takes just a zephyr to sail the 502. She'll ghost along quietly in 5 knots of wind while others are motoring.

When the winds go calm, however, she's enormously fast and efficient under diesel power and able to charge her lithium battery bank at unheard of speeds – without resorting to a stand-alone generator.

THE ALL NEW VERSADRIIVE

In the VersaDrive model fossil fuel consumption of the 502 will be reduced by as much as 25%, while her large 36kW, 48 volt lithium battery bank is charged at the incredible speed of up to 15 kW per engine. Add on up to 3,000 watts of air-cooled glass solar panels and the 502 VersaDrive is a peerless, state of the art eco adventure catamaran.

Engine Yanmar

4JH45 x SD60

2 x 34kW 2 x 45HP

VersaDrive

2 x 15kW 2 x 20HP Integrel E-Drive

2 x 34kW 2 x 45HP Yanmar Diesels

Battery Capacity

36kW 48 Volt Lithium Ion



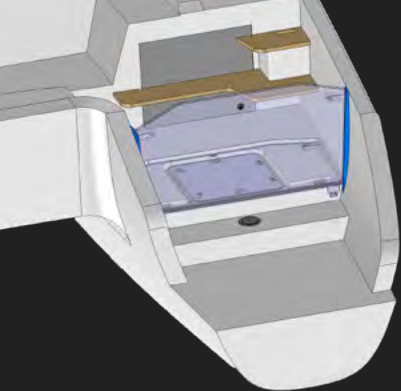
GORGEOUS INTERIOR DESIGN.

With her owner-version configuration, the 502 easily accommodates six to eight people. And Balance's innovative salon table converts into a queen-size bed so you can always host another couple. It is also a place to hang out, read a book, or sleep when your partner is on watch. Her master shower aft is luxurious. The 502 sports 6'10" of headroom, boasts a large U-shaped galley, and offers more cabinetry than any performance catamaran of her size and class.



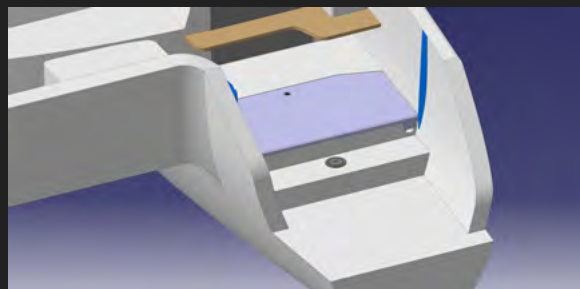
AWARD-WINNING VERSAHELM®

The new 502 delivers the most wide-open sightlines in the sailing world today, whether you're piloting from her upper helm station or her lower helm station in the cockpit. These technological innovations were inspired by Balance over a decade ago, but we've only improved upon them in the 502. We've removed a central mullion post in her forward salon windows to further increase visibility and widened even further the sliding door opening between the salon and aft cockpit. The feeling of openness, whether inside or out, the incredible sightlines, and the deep connection to the sea and sights around you are second to none.



THE ALL NEW VERSASTERN

The innovations continue on the 502 with the invention of our rapidly deployed stern door. In our constant quest to make sailing easier, safer, and more fun, we did away with the removable stern washboards or nets commonly seen on catamarans today to create a rapidly deployed stern door that can be lifted and secured in seconds to prevent water incursion into the cockpit while sailing in following seas and to totally secure the cockpit for guests, children or animals while sailing. At the same time, we made it just as easy to drop the stern door into deck cavities over the engine rooms to make it easy to access the stern steps when docking, swimming, or just hanging out at anchor.



IMPROVED NATURAL VENTILATION

We all want as much natural ventilation as we can get on a sailboat, particularly at anchor. Our solution for the 502 was to greatly expand the length and size of our forward opening windows without unduly compromising the risk of water damage on critical electrical systems. We also added a long rectangular ceiling hatch over the center of the salon and installed large opening ports in our forward master cabins to receive air flow through self-draining deck lockers which can be left open even when it's raining outside.





SPEED AND EASE OF OPERATION IN BALANCE

The 502 is fast, sure, but how does she balance the need for speed with the reality of single-handed sailing? Her self-tending blade jib makes tacking a simple matter of turning over the helm. All of her reefing and sail management takes place at the upper helm station. With her dual furling headsails, electric winches, and mainsheet system that operates without a traveler, her ease of sailing is remarkable.

"It was clear that Berman and Du Toit had spent hundreds of hours to design what they felt was the ultimate blue-water performance cat."

– Multihulls Quarterly

FAST BUT ALWAYS GRACIOUS.

Design Matters With Every Balance

We take our quest for perfect balance into every detail, making the Balance 502 a sheer delight to live on. She's the most gracious liveaboard catamaran to be found today. Her luxury is in perfect harmony with her power.





There truly is “no place like home.”

She's a pleasure to move about on whether that's cooking, sleeping, lounging, bathing, dining or entertaining friends and family. There is a place to store everything on the 502, and a lot of places to just hang out and relax. You can pilot her up top in fair weather, pilot her down in the cold, you can lounge and read inside or outside, turn your tables into beds, into dining tables, into pleasure nooks for reading or watching the latest film.



s t a y i n b a l a n c e

Balance Catamarans builds a range of semi-production, handcrafted performance sailing catamarans of uncompromising quality, ranging from 46 to 75 ft.

[YouTube](#)

[Instagram](#)

[Facebook](#)

[LinkedIn](#)



385 W. Lancaster Ave,
Suite 202, Haverford, PA 19041



+1 484-413-2132



models@balancecatamarans.com
www.balancecatamarans.com